

Glow-in-the-dark Sports Night at Mitchell

Come play basketball, soccer, tennis, tag or ride your bike...
in the dark!



We will have glow-in-the-dark equipment so the game can keep going even when it gets dark!

When: Wednesday, November 19th
from 5:30 - 7:00 PM



Rules: If you bring your bike you MUST wear a helmet.
All students must be accompanied by a parent.
No skateboards, scooters or skates allowed.

Please return this portion to your teacher if you will be attending, so we can estimate how many people to plan for each game.

Name Fahima Brolat Room Number 34

5

Total number of attendees

PARENT VOLUNTEERS WELCOME

First Grade Reading Workshop Survey
2/18/2015

What did you enjoy about the workshop? Was it helpful?

Que le gusto del taller de lectores? Que parte del taller le ayudo?

es buena idea porque asi le dedicamos tiempo a nuestros hijos y podemos saber el avance de los niños y asi ayudarlos
— los juegos para que asi no sea aburrido para ellos

Did the time work out for you? If not, when would be a better time?

El horario fue adecuado? Si o no?

Si esta bien porque... asi nos quedamos despues de recoger a mi niño de la escuela y si es mas tarde es mas dificil regresar

Please tell us any suggestions you might have that would make the workshop better?

Sugerencias?

Gracias esperamos sigan haciendo los talleres es muy interesante

First Grade Reading Workshop Survey
2/18/2015

What did you enjoy about the workshop? Was it helpful?

Que le gusto del taller de lectores? Que parte del taller le ayudo?

I really like the workshop because it helps us (parents) to the way we should teach our kids a better way for them to learn & the same time have some fun playing some games.

Did the time work out for you? If not, when would be a better time?

El horario fue adecuado? Si o no?

The time was perfect. Thank you!

Please tell us any suggestions you might have that would make the workshop better?

Sugerencias?

Thank you it was well organized on what/how we should teach our kids.

First Grade Reading Workshop Survey

3/4/2015

What did you enjoy about the workshop? Was it helpful?

Que le gusto del taller de lectores? Que parte del taller le ayudo?

LA ATENCION de los maestros
y que estuvo en belingee

Please tell us any suggestions you might have that would make the workshop better?

Sugerencias?

Esta todo muy bien

For future workshops, what would be a topic you would like to learn about?

¿Que otros temas le gustarfa aprender para ayudarle a Ud. con la lectura en ingles?

matematicas

First Grade Reading Workshop Survey

3/4/2015

What did you enjoy about the workshop? Was it helpful?

Que le gusto del taller de lectores? Que parte del taller le ayudo?

PIENSO QUE TODO LO QUE SE NIRO EN EL TALLER
ES MUY BUENO.

Please tell us any suggestions you might have that would make the workshop better?

Sugerencias? SEGUIR CON ESTOS TALLERES. SERIA MUY

INPORTANTE PARA LOS PADRES Y PARA LOS
ALUMNOS.

For future workshops, what would be a topic you would like to learn about?

¿Que otros temas le gustarfa aprender para ayudarle a Ud. con la lectura en ingles?

PRACTICAR LOS TEMAS DE LOS LIBROS QUE ELLOS
LEEN.

Reading Family Night

What is fluency?

Que es fluidez?

Fluency is reading like you are talking.

La fluidez es la lectura como si estuviera hablando.

Why is reading with fluency important?


Porque es importante leer con fluidez?

Fluency is important because it builds comprehension. If you read like you are talking, you understand what you are reading. If you are decoding, then you are not thinking of the story.

Leer con fluidez es importante porque ayuda con la comprensión. Si usted lee como si estuviera hablando, usted entiende lo que esta leyendo. Si esta decodificando, entonces usted no esta pensando en el cuento.

Activities: Fluency Passages, Sort with Contractions

Actividades: Oraciones para practicar fluidez, contracciones



February 24, 2015

Dear First Grade Parents,

Please join us on Wednesday, March 4, 2015 from 3:00-4:00 pm for our second Reading Workshop. We will teach some strategies for helping your child read with fluency. If you would like to attend this workshop with your child, please fill out the bottom portion and return it by Monday, March 2nd.

Thank you for your support,

1st grade teachers

Estimados Padres de Primer Grado,

Por favor vengan el miercoles, 4 de marzo, 2015 a las 3 hasta las 4 para una junta para los padres de primer grado. Vamos ha enseñar varias estragedias para ayudar su hijo/a a leer con fluidez. Si quiere attender esta junta, regrese la parte a bajo antes de lunes, 2 de marzo.

Gracias por su apoyo,

Maestras del primer grado

Name of Student/Nombre del Alumno/a _____

Name of Parent/Nombre del Padre _____


Phone or E-mail _____

_____ Yes! I will attend with my child on Wednesday, March 4th at 3:00pm
Si! Yo voy a venir con mi hijo/a el miercoles, 4 de marzo a las 3pm.

_____ No, I will not attend on Wednesday, March 4th at 3:00pm.
No puedo venir el miercoles, 4 de marzo a las 3pm.

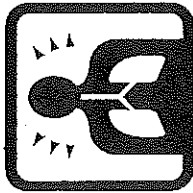
Words	Contraction	Words	Contraction
is not	isn't	was not	wasn't
could not	couldn't	would not	wouldn't
I am	I'm	I will	I'll
you are	you're	it is	it's
that is	that's	will not	won't
let us	let's	can not	can't
could have	could've	would have	would've
are not	aren't	have not	haven't

1



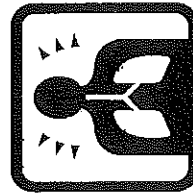
and
big
can
day
do
for
he
if
is
like
my
put

2




all
as
be
by
come
did
go
had
has
him
in
it
look
me
no

3



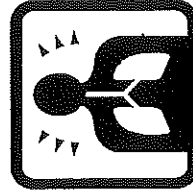
a
an
at
but
came
get
have
his
I
just
make
not
of
on
or
over
play
said

4




from
her
man
said
are
see
she
the
this
to
too
two
up
we
will
you
ask
got
had
let
run

5



so
that
then
us
with
your
call
fast
help
of
some
stop
tell
take
under
well
than
was
very
down
back
away
out
now
little


6



them
there
they
went
where
eat
give
gave
good
must
old
read
upon
after
ask
don't
going
here
how
I'm
into
mother
one
our
were
when
about
finish

One Breath Boxes

Take ONE deep breath and try to read all of the words in each box!



25 min

Spanish

Room ①
②
Room 2, 3
③ Cafeteria

Lawndale K-2 Math Night

Notify RAP & Jaime + Rm 2+3

- Family Math Night will focus on three different types of math games (dice games, card games, and hundred chart games).
- It is recommended that sites have 6-8 teachers present at Family Math Night. 8 teachers who work at the Family Math Night will receive a stipend for one hour. Game nights have worked very well when two teachers are in each game room. One teacher could lead the game and the other teacher could support families playing the game.
- General structure for Family Math Night:
 - Families will sign-in and meet in a large room, cafeteria, etc. Parents will be given 1 of 3 different colored tickets when signing-in. The ticket color represents the game room where they will start. The night starts with a 15 minute introduction and whole group activity in the cafeteria, large room, etc.
 - Families will be dismissed to game rooms by ticket color. They will be in each game room for 15 minutes and will rotate through all three game rooms. Families will get to keep the materials they used from each game room.
 - Family Math Night will be one hour long.
- Family Game Night site leaders will be in charge of:
 - Collecting RSVP slips from teachers/classrooms
 - Counting up the number of families that will be attending
 - Requesting game materials from the DO
 - Setting up Family Math Night (rooms to be used, teachers to teach the games, materials needed in each room/for each game)
 - *Principals can also help with this.*
 - Documenting Family Math Night for FPM (Federal Program Monitoring) with sign-in sheets, pictures, etc.
 - *Principals can also help with this.*
- Game Night site leaders are invited to attend Smith (Tuesday, February 24th) and/or Twain's (Wednesday, February 25th) Family Math Night.

Talk +
then
parents

PA
- rotation


Common lesson

Send

part of
LCAP scoring

* Raffle prize / PTA - free snack (lemonade)

Lawndale Elementary
School District's




Night

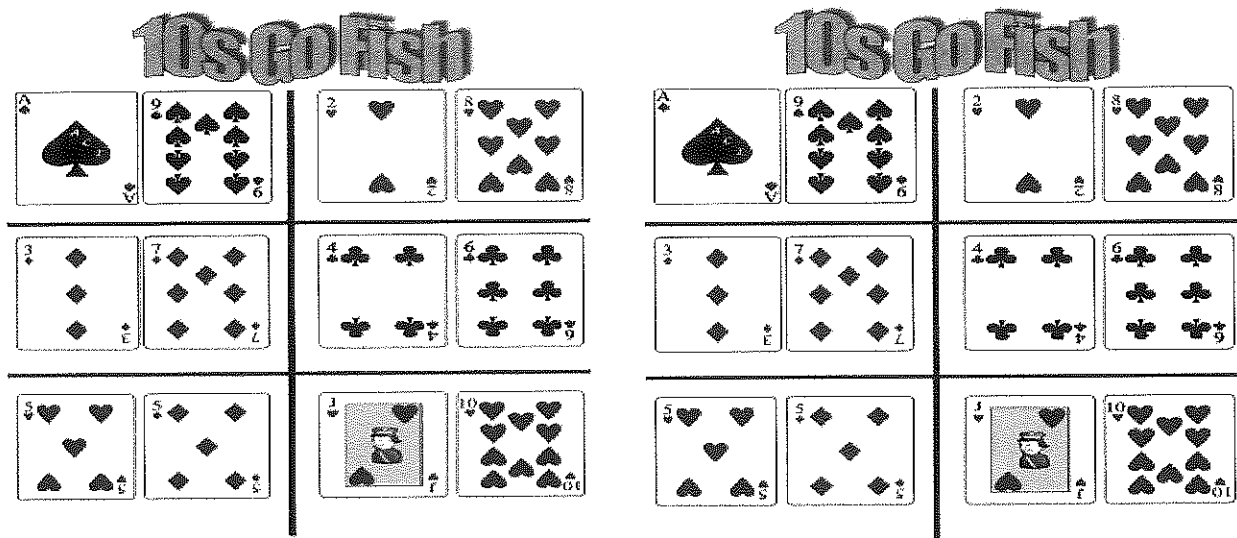
K-1-2

Card Games

10s Go Fish



This game is played just like "Go Fish." Instead of asking for a card to match your card, you have to ask for a card that would add with one of your cards to make a sum of 10. When first introduced, the game can be really difficult. See below for combinations that make 10.



Addition Top-It

Materials: a deck of cards (aces to tens) four of each

Players: 2 to 4

How to play:


- Shuffle the cards. Place the deck number side down on the playing surface
- Each player turns over two cards and calls out the sum of the numbers.
- The player with the highest sum wins the round and takes all the cards.
- In case of a tie for the highest sum, each tied player turns over two more cards and calls out the sum of the two cards. The player with the highest sum then takes all the cards from both plays.
- The game ends when not enough cards are left for each player to have another turn.
- The player who has the most cards wins.
- To make the game more challenging, turn over three cards instead of two.

War

Number of Players: 2 to 4 players

How to Play:

- Remove both Jokers.
- Shuffle and deal until all the cards are distributed.
- Each player's deck should sit face down.
- All players should show their top card at the same time.
- The player with the highest card will win that round and collect that set of cards.
- If two players show cards with the same value, then a round of War must be played.
- Players in a War round must take three cards and place them face down from the top of their decks. A fourth card should be taken from the deck and placed face up.
- The highest value card wins and that player may take all of the cards used in the declare War round, as well as the cards that created the War round.
- The game can be played in at least two different ways
- Short Game: Play each round as usual; however, keep the cards won from others in a separate pile. After the last round, determine a winner by picking the player with the most cards.
- Long Game: Play each round as usual, but add the cards won from each round to the bottom of your face down deck. Play until one player has all of the cards.
- For a challenge . . .
- Each player turns over two cards and calls out the sum of the numbers.
- The player with the highest sum wins the round and takes all the cards.
- In case of a tie for the highest sum, each tied player turns over two more cards and calls out the sum of the two cards. The player with the highest sum then takes all the cards from both plays.




1.2.3's

1.2.3's

1.2.3's

Count Out Loud!



Thumbs Up, Thumbs Down

Start at any number and count up when your partner's thumb is up and count down when your partner's thumb is down.

Skip Count


Start at any given number and count forward or backward by multiples (1s, 2s, 5s, 10s). See how far you can go! You can even do this to the tune of your favorite songs.

It's Your Turn

Count by any multiple and pass the turn to your partner by touching them on the hand or shoulder. It could also be a tag game outside.

How Many?

The adult says: "Let's count how long it takes you to _____" (get the mail, set the table, pick up toys). Or "Let's count how long it takes us to _____ together."





Billy Mitchell Elementary
14429 Condon Avenue
Lawndale, CA 90260
310 676-6140 Fax 310-676-7616



Mitchell Aviators

School Site Council / School Advisory Council/ ELAC/ Wellness Committee

**Friday
March 6, 2015
7:45**

AGENDA

1. Welcome and Introductions
2. Read and approve minutes from last meeting
3. LCAP presentation and input

SSC/ELAC Meeting Notes
January 16, 2015
Billy Mitchell School

7:45 a.m. meeting was called to order in Room 1

Welcome

All Present representing SAC: Beth Mossman, Rachele Trigueros, Kolene Mistofsky, Alice Acevedo, Bridget Acuna, Dulce Guevara, Nicole Gutierrez, Donna Patton (not present). Members representing ELAC: Hugo Benitez - not present. Visitor - Lety Arevalo

Agenda Items	Notes
Read and Approve minutes from last meeting	<p>The minutes from the last meeting were read. Kolene stated that she was present but the minutes indicate she was absent. This will be changed. There were no other corrections. There was a motion made by Rachele Trigueros, 2nd by Bridget Acuna and all were in favor.</p> <p>Dr. Mossman introduced the Community Liaison to the group. One part of her job duty will be to assist and participate on SSC. In order to make this change, it has to be voted on by SSC. Lety would then take the place of Alice. Nicole made a motion to vote Lety in place of Alice as a school rep for SSC. Kolene 2nd the motion and all approved.</p> <p>Dr. Mossman shared that the school board accepted the SPSA for Mitchell at the January 2015 meeting. The next step will be to examine a goal and evaluate the school's progress toward meeting that goal.</p>
SBAC	<p>Dr. Mossman shared SBAC information and shared that she will have an RSVP parent event where this information can be shared with parents. Dr. Mossman gave an example of an SBAC graded passage along with the questions for SSC to see. She shared that SBAC will be coming up after Spring Break. Students will take these tests in grades 3-5 on a digital device. Currently, Mitchell has 1 standing computer lab and 2 roving chrome labs. The district will be providing 2 more chrome labs for use.</p>
Upcoming Parent Meetings	<p>Lety shared the nutrition and gardening lessons for parents that are coming up. She shared a flier and the locations for each.</p> <p>Dr. Mossman shared that in February, she and Lety will host an SBAC meeting for parents through an RSVP flier. If there is a large response, they will host more informational sessions for parents.</p>